

# Preparing Your Recyclables

## #1 Paper Products

All types of paper can be put in one recycling bin. Scrap paper and milk carton/drink boxes go together in a paper bag in the same bin.

### Newspaper & Magazines



Anything paper delivered in the newspaper can be recycled. Place it loose in the bottom of the bin with magazines.

### Corrugated Cardboard



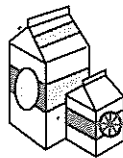
Remember: Corrugated cardboard has a wavy layer between two thinner layers. Flatten boxes. Put small boxes and brown paper bags loose in the bin and large boxes under the bin. Cardboard should be no larger than 3 ft. x 3 ft.

### Scrap Paper




Place in a paper bag on top of the paper products bin. Include unwanted opened mail, egg cartons, cereal boxes, white, colored and fax paper, envelopes, wrapping paper, greeting cards and paper tubes from empty rolls of paper towels and tissue. No food-contaminated paper and tissue paper, towels, napkins, tissues, foil, waxy and plastic-coated paper.

### Milk and Juice Cartons/Drink Boxes



Rinse clean, flatten and bag with scrap paper. No straws, frozen food or juice concentrate containers.

### \*\*Used Motor Oil\*\*



Motor oil can be recycled in a see-through, unbreakable container (no larger than two gallons) with a screw top lid. Place next to your recycling bins.

## #2 Metals & Plastic Bottles

Cans, scrap metal and plastic bottles go together loose in one recycling bin.

### Metal Cans (Steel & Aluminum)



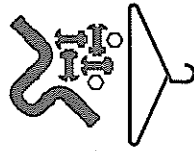
Remove the paper label and recycle it with scrap paper. Rinse cans. No need to remove ends, but if flattened, they take up less space in the truck.

### Empty Aerosol Cans



Completely use the contents and discard plastic caps. Do not flatten, puncture or remove spray nozzle.

### Scrap Metal



Include all metals that are shorter than 36 inches and less than 40 pounds.

### Plastic Bottles



Bottles only with screw tops or necks smaller than their bases. Discard lids, caps and pumps. Rinse. No motor oil, pesticide and other hazardous material bottles. No plastic bags, toys or tubs (margarine, yogurt, etc.).

## #3 Glass Bottles & Jars




### Keep separate from all other items.

Remove lids and recycle metal lids with other metals. Rinse glass and place into a paper bag or bucket. No light bulbs, ceramics, cookware, drinking glasses, window glass or mirrors.

### Recycling Tips

- Please put your bins out only when they are full.
- If you place recyclables in bags, use only paper bags! Sorry, no plastic bags.
- Put your recyclables out by 6:00 a.m.
- Please place your recycling bin within 3 feet of the road or curb.
- Due to road conditions or holidays, your collection day may be temporarily off schedule.

If you have questions about garbage or recycling services, or who your hauler is, call 503-786-7508.



### Household Hazardous Waste

Household quantities of hazardous materials, such as pesticides, paints and solvent, should be disposed safely at one of Metro's permanent collection facilities. Please do not put these materials in your garbage.

Metro facilities are open from 9:00 a.m. to 4:00 p.m., 7 days a week. The closest facility is at 2001 Washington St., Oregon City — just off I-205 at the Park Place/Mollalla Exit (Exit 10).

For more information, call Metro, 503-234-3000.